


Owl Pellet Dissection Lab



Owl Pellet Before Dissection

Length


Width

Weight

Appearance


BONES	TALLY
Skull	
Mandible	
Scapula	
Radius	
Ulna	
Humerus	
Phalanges	
Vertebra	
Rib	
Pelvis	
Femur	
Tibia/Fibula	
Other	

Owls



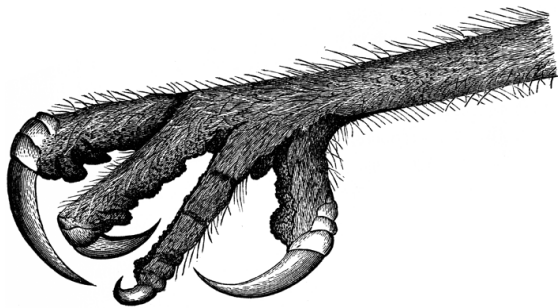
Handwriting practice lines consisting of ten sets of horizontal lines. Each set includes a solid blue top line, a dashed pink middle line, and a solid blue bottom line, providing a guide for letter height and placement.

Owls



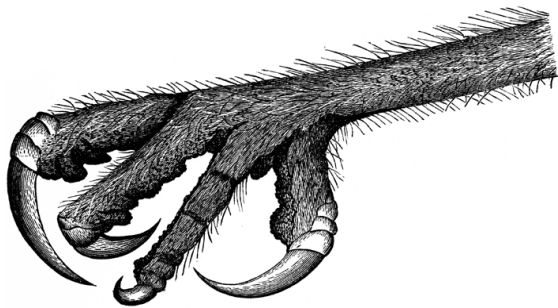
Four sets of handwriting practice lines. Each set consists of a solid blue top line, a dashed pink middle line, and a solid blue bottom line.

Owls



Handwriting practice area consisting of 12 sets of horizontal lines. Each set includes a solid blue top line, a dashed red middle line, and a solid blue bottom line.


Owls



Handwriting practice lines consisting of four sets of horizontal lines. Each set includes a solid blue top line, a dashed pink middle line, and a solid blue bottom line.

Owls

Handwriting practice lines consisting of 12 sets of horizontal lines. Each set includes a solid blue top line, a dashed red middle line, and a solid blue bottom line.



Handwriting practice lines consisting of 10 sets of horizontal lines. Each set includes a solid blue top line, a dashed pink middle line, and a solid blue bottom line.