
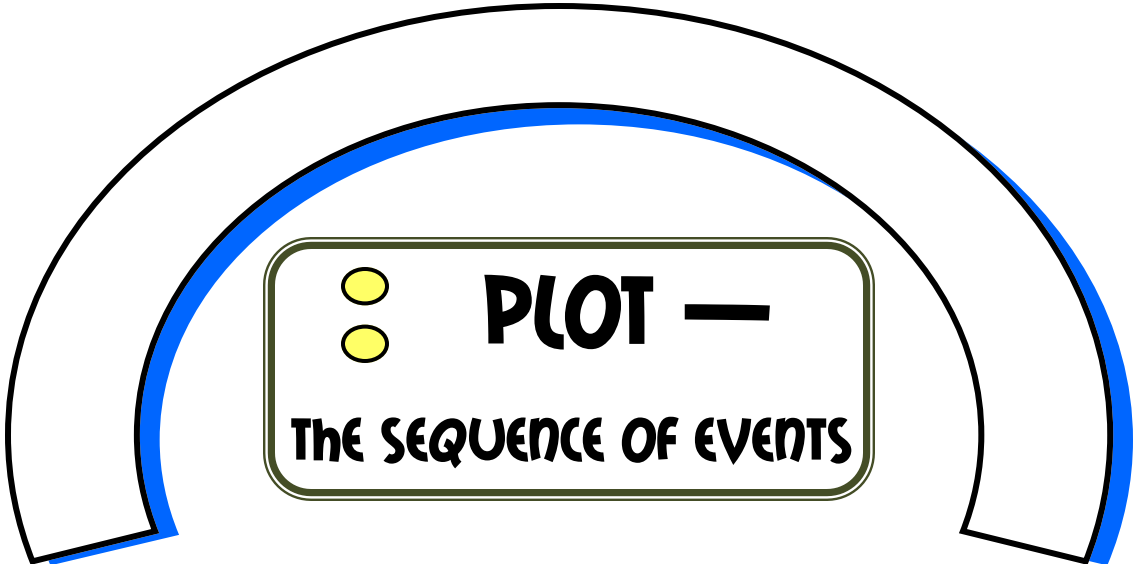



# THEME VERSUS PLOT

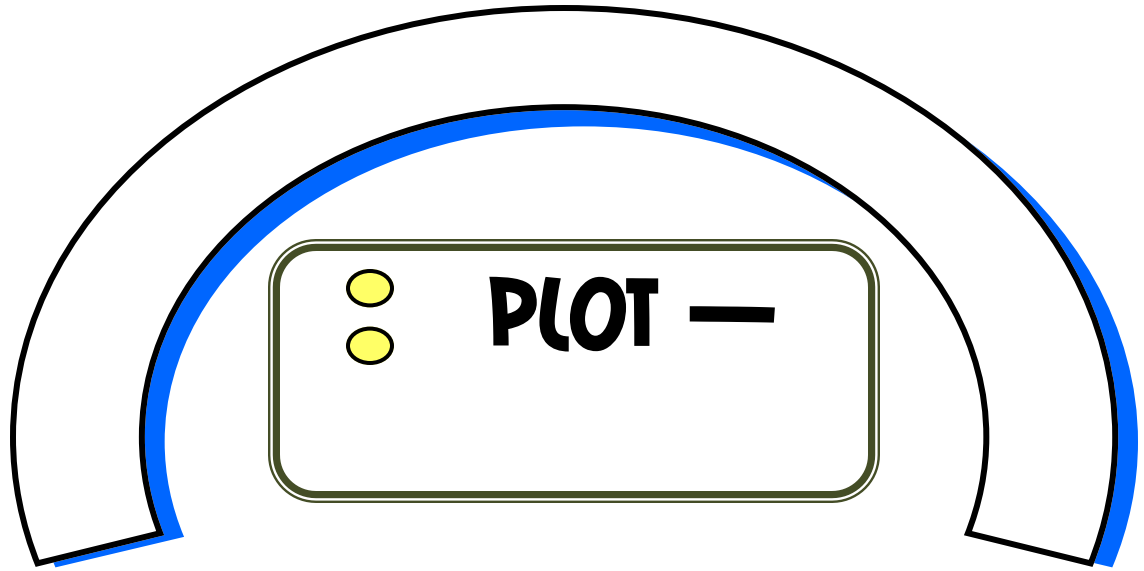
 **Theme** — The overarching message



Handwriting practice area with seven rows. Each row starts with a yellow circle on the left, followed by a dashed red line, a solid blue line, and another solid blue line.

# THEME VERSUS PLOT

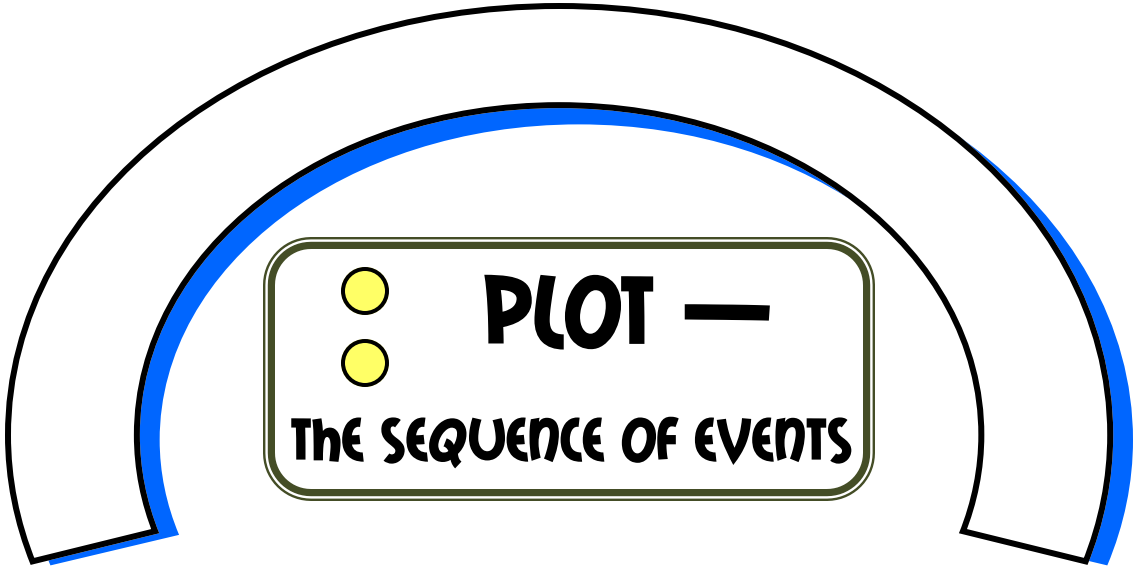
 **Theme —**



Handwriting practice area with eight rows of lines. Each row consists of a solid blue top line, a dashed red middle line, and a solid blue bottom line. A yellow dot is placed at the start of each row on the left side.


# THEME VERSUS PLOT

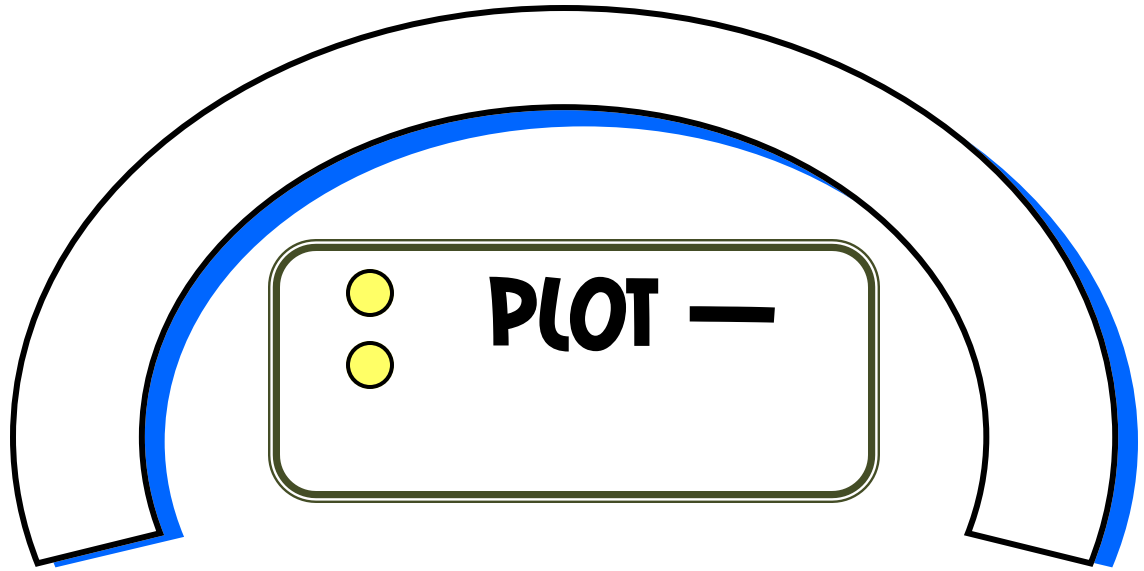
 **Theme** — The overarching message



Handwriting practice area with 10 rows of lines. Each row consists of a solid blue top line, a dashed red middle line, and a solid blue bottom line. A yellow circle is placed at the start of each row.

# THEME VERSUS PLOT


 **Theme —**



Handwriting practice area with 10 rows of lines. Each row consists of a solid blue top line, a dashed red middle line, and a solid blue bottom line. A yellow dot is placed at the start of each row on the left side.

# THEME VERSUS PLOT

 **Theme** — The overarching message

 **PLOT** —  
THE SEQUENCE OF EVENTS

- 
- 
- 
- 
- 
- 
- 
- 
- 
- 
- 
- 
- 
- 
- 

---

---

---

---

---

---

---

---

---

---

---

---

---


---

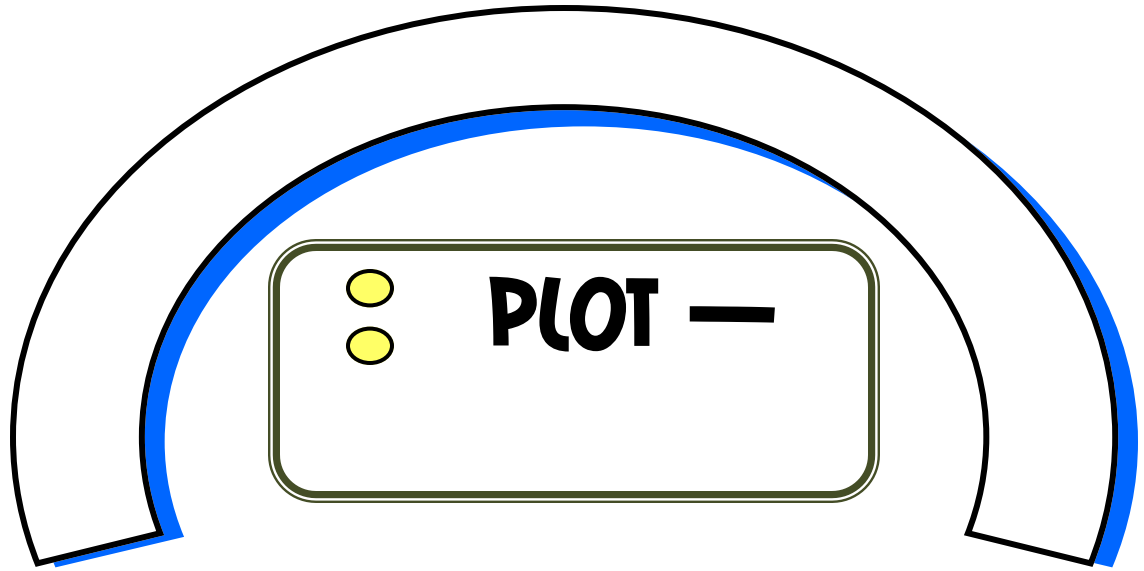
---

---

---

# THEME VERSUS PLOT

 **Theme —**

 **Plot —**

● \_\_\_\_\_

● \_\_\_\_\_

● \_\_\_\_\_

● \_\_\_\_\_

● \_\_\_\_\_

● \_\_\_\_\_

● \_\_\_\_\_

● \_\_\_\_\_

● \_\_\_\_\_

● \_\_\_\_\_

● \_\_\_\_\_


● \_\_\_\_\_

● \_\_\_\_\_

● \_\_\_\_\_

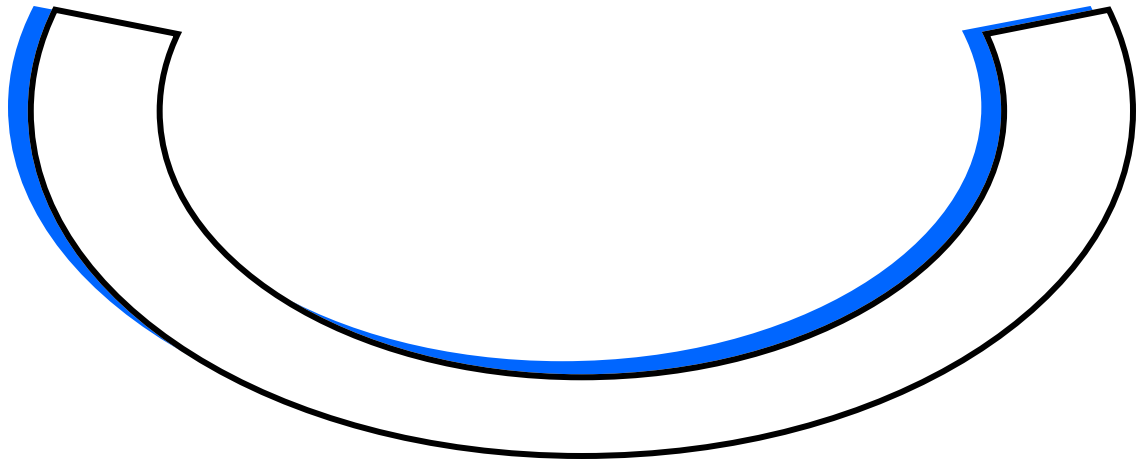
● \_\_\_\_\_

# THEME VERSUS PLOT


 **Theme** — The underlying message

 **PLOT** — The sequence of events

Handwriting practice area with six rows. Each row consists of a solid blue top line, a dashed pink middle line, and a solid blue bottom line. A yellow circle is placed at the start of each row.

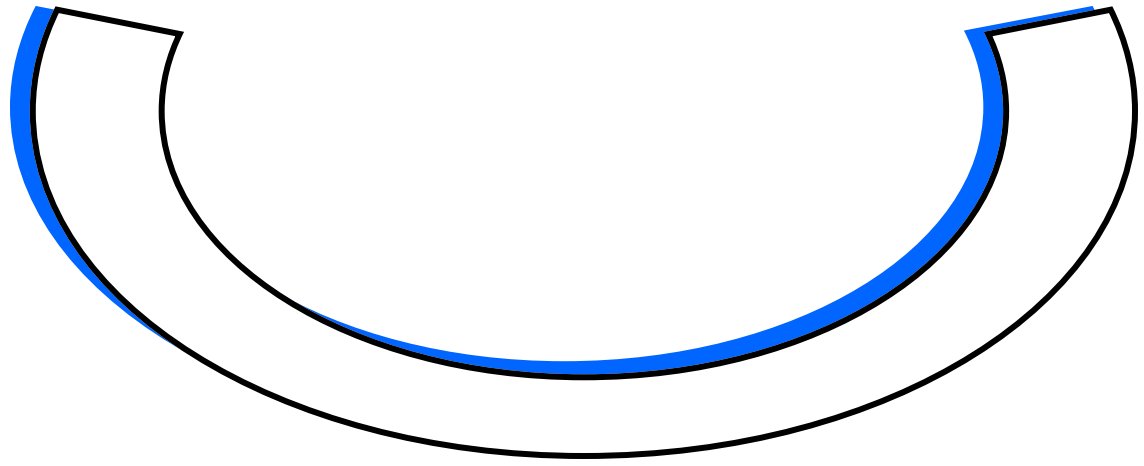


# THEME VERSUS PLOT

 **Theme —**

 **PLOT —**


Handwriting practice area for the 'PLOT' section. It consists of six rows of lines. Each row is defined by a solid blue top line, a dashed pink middle line, and a solid blue bottom line. A yellow circle is placed at the beginning of each row to serve as a starting point for writing.



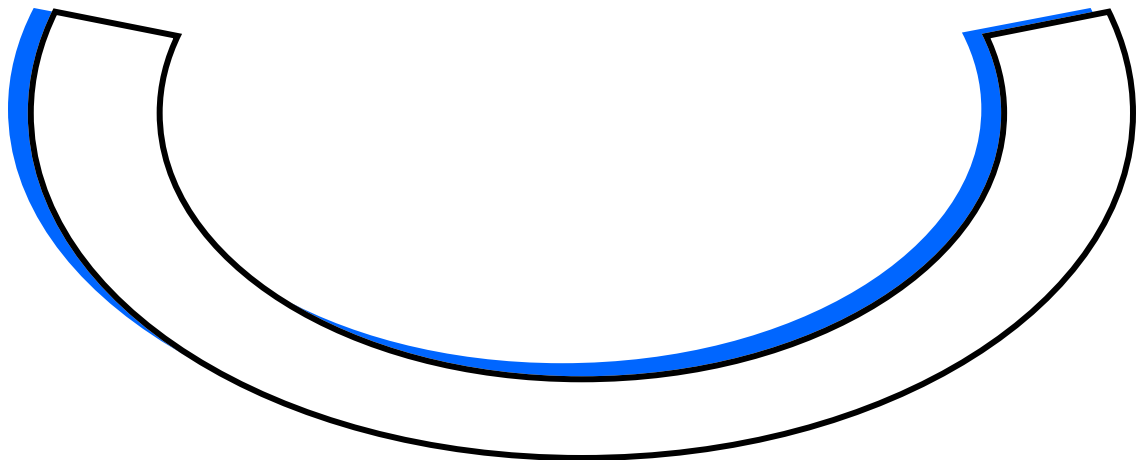


# THEME VERSUS PLOT


**Theme — The underlying message**



**PLOT — The sequence of events**



# THEME VERSUS PLOT

 **Theme —**

 **PLOT —**

●

●

●

●

●

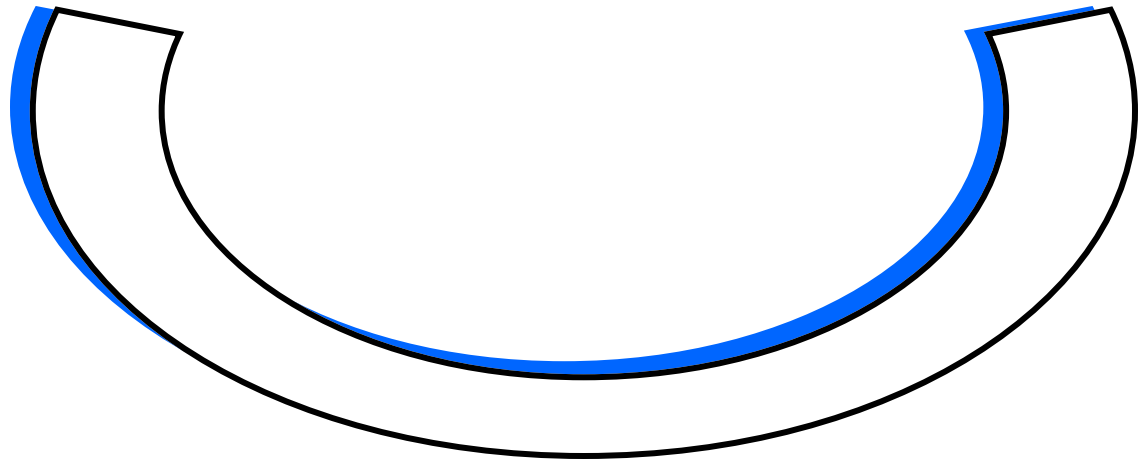
●

●


●

●


●



# THEME VERSUS PLOT

 **Theme — The underlying message**

 **PLOT — The sequence of events**



---

---

---

---

---

---

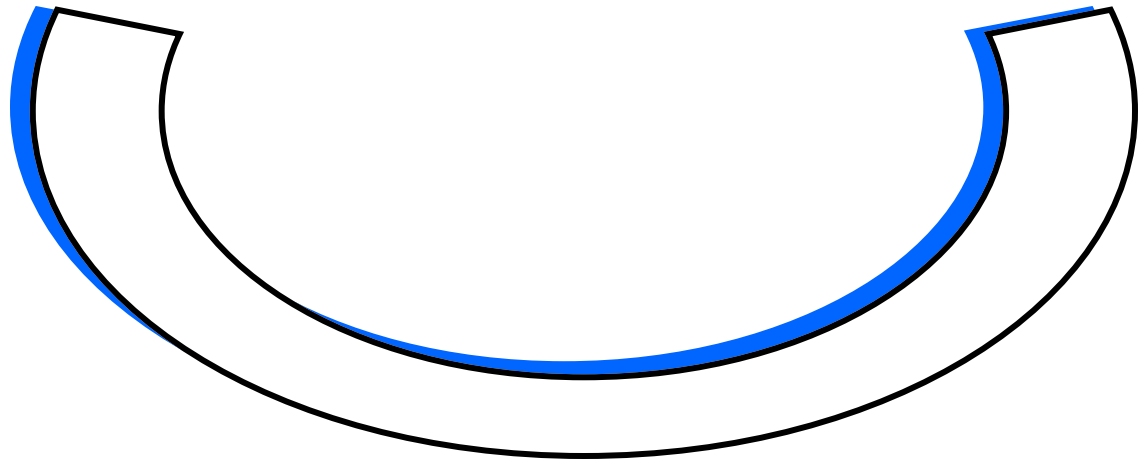
---

---


---

---












---



# THEME VERSUS PLOT

 **Theme —**

 **PLOT —**

-  \_\_\_\_\_
-  \_\_\_\_\_
-  \_\_\_\_\_
-  \_\_\_\_\_
-  \_\_\_\_\_
-  \_\_\_\_\_
-  \_\_\_\_\_
-  \_\_\_\_\_
-  \_\_\_\_\_
-  \_\_\_\_\_
-  \_\_\_\_\_

