



THE TEN
COMMANDMENTS



Handwriting practice area with ten sets of lines. Each set consists of a solid blue top line, a dashed red middle line, and a solid blue bottom line.

THE TEN
COMMANDMENTS




Handwriting practice area with ten sets of lines. Each set consists of a solid blue top line, a dashed pink middle line, and a solid blue bottom line.

THE TEN
COMMANDMENTS




Handwriting practice area consisting of ten sets of horizontal lines. Each set includes a solid blue top line, a dashed red middle line, and a solid blue bottom line. A vertical black line is positioned on the right side of the page.

A thick, solid black vertical line on the left side of the page, serving as a margin.


Below the vertical line, there are ten sets of horizontal writing lines. Each set consists of a solid blue top line, a dashed pink middle line, and a solid blue bottom line.

THE TEN
COMMANDMENTS



Handwriting practice area with ten sets of lines. Each set consists of a solid blue top line, a dashed red middle line, and a solid blue bottom line.

THE TEN
COMMANDMENTS



Handwriting practice area with ten sets of horizontal lines. Each set consists of a solid blue top line, a dashed red middle line, and a solid blue bottom line.

THE TEN COMMANDMENTS




Handwriting practice area with 10 sets of lines. Each set consists of a solid blue top line, a dashed red middle line, and a solid blue bottom line.

THE
COMMANDMENT




Handwriting practice area with multiple sets of lines. Each set consists of a solid blue top line, a dashed red middle line, and a solid blue bottom line. A thick black vertical line is on the left side of the page.

THE TEN
COMMANDMENTS



THE TEN
COMMANDMENTS



Handwriting practice lines consisting of ten sets of horizontal lines (top, middle, and bottom) for writing practice.

THE TEN COMMANDMENTS



THE
COMMANDMENT



A series of ten horizontal lines for writing, starting below the title and ending above the footer. A vertical line on the left side of the page defines the margin.